

Snapshot: Humanitarian Youth Arrivals to NSW

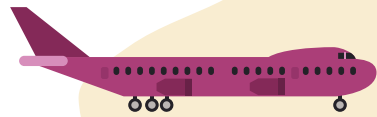
1 July 2016 – 30 June 2017



MYAN NSW
Multicultural Youth Affairs Network

Australia welcomed
24,490
humanitarian arrivals

25% were young people

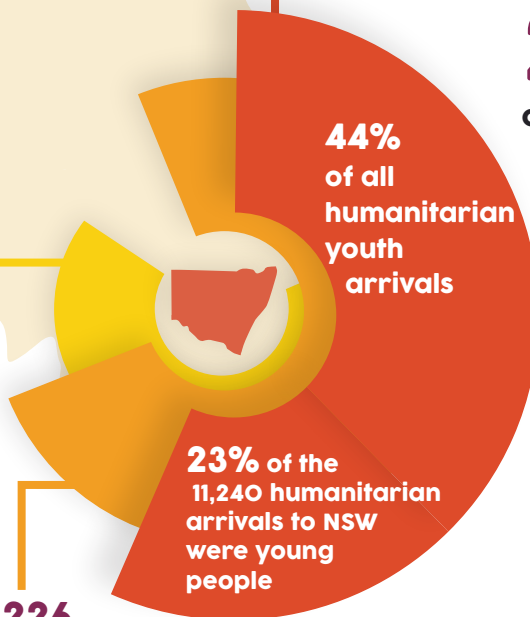


NSW welcomed the largest number

2,638
of humanitarian youth arrivals



Humanitarian youth arrivals in NSW more than doubled in 2016/17



7,226 young people arrived via 3 migration streams

41% skilled



37% humanitarian



and 23% family

HUMANITARIAN YOUTH ARRIVALS

AGE ON ARRIVAL

12-15 years **32%**

16-17 years **15%**

18-24 years **53%**



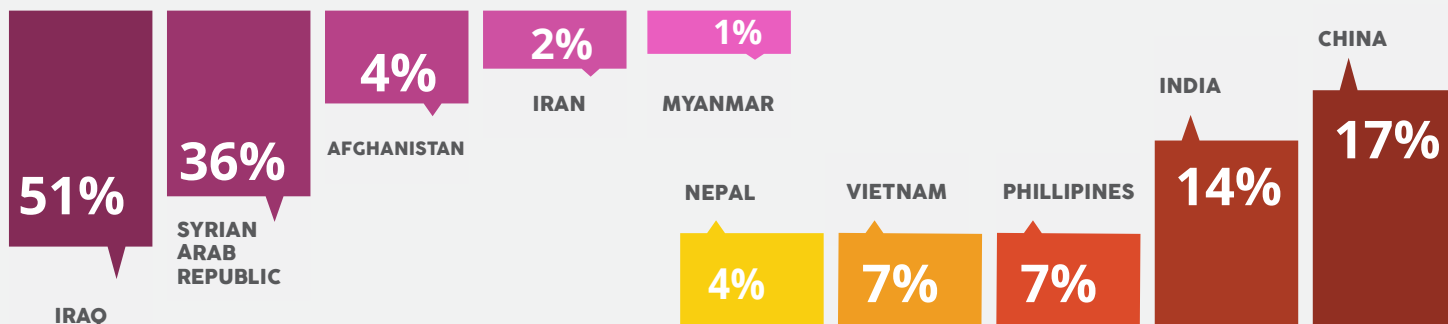
49% FEMALE



51% MALE

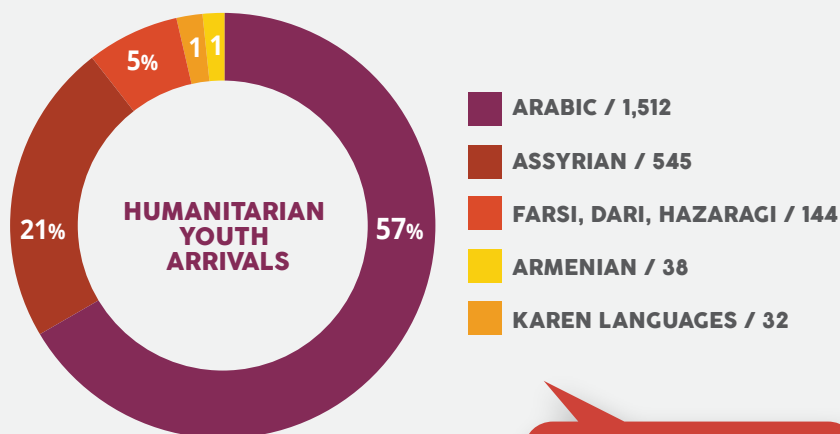
TOP 5 COUNTRIES OF BIRTH

HUMANITARIAN YOUTH ARRIVALS



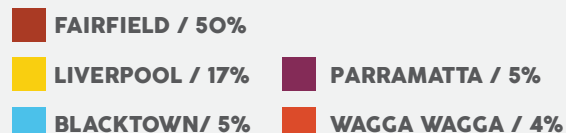
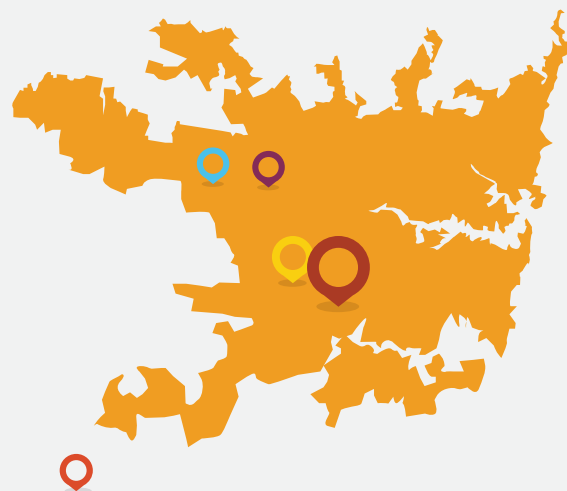
SKILLED & FAMILY YOUTH ARRIVALS

TOP 5 LANGUAGES

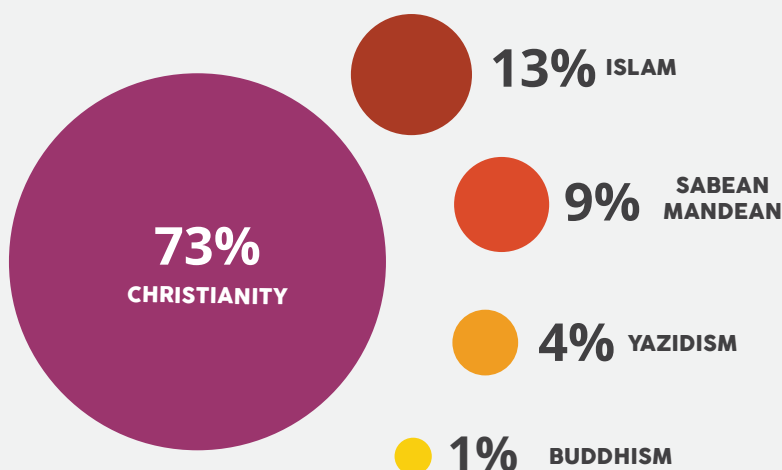


90% of humanitarian youth arrivals in NSW had nil or poor English proficiency.

TOP 5 LOCAL GOVT AREAS FOR HUMANITARIAN YOUTH ARRIVALS



TOP 5 RELIGIONS OF HUMANITARIAN YOUTH ARRIVALS



MYAN NSW is the first state-wide multicultural youth specialist organisation. The data in this report is sourced from the DSS Settlement Database. There are a number of caveats to consider when reviewing this information.

Details can be found at: <http://bit.ly/2D1Ahmp>